

Industrial L3 20-Port 10/100/1000T + 4-Port Gigabit TP/SFP + 4-Port 10G SFP+ Managed Ethernet Switch



PLANET IGS-6325-20T4C4X is an Industrial Layer 3 Managed Switch that features 24 10/100/1000Mbps ports, 4 shared SFP ports and 4 10G SFP+ ports, and supports **Layer 3 IP routing** in a 1U case. With **10Gbps uplink**, the IGS-6325-20T4C4X can handle extremely large amounts of data in a secure topology linking to an industrial backbone or high capacity servers. The IGS-6325-20T4C4X is capable of providing non-blocking switch fabric and wire-speed throughput as high as **128Gbps** in the temperature range from **-40 to 75 degrees C**. It greatly simplifies the tasks of upgrading the industrial LAN for catering to increasing bandwidth demands. Furthermore, it adopts user-friendly “**Front Access**” design for easy wiring and maintenance of the IGS-6325-20T4C4X when placed in the cabinet.



Layer 3 Routing Support

The GS-5220-8UP2T2X enables the administrator to conveniently boost network efficiency by configuring Layer 3 IPv4/IPv6 VLAN static routing manually, and the IPv4 **OSPFv2** (Open Shortest Path First) settings automatically. The OSPF is an interior dynamic routing protocol for autonomous system based on link state. The protocol creates a database for link state by exchanging link states among Layer 3 switches, and then uses the Shortest Path First algorithm to generate a route table based on that database.

Cybersecurity Network Solution to Minimize Security Risks

The cybersecurity feature included to protect the switch management in a mission-critical network virtually needs no effort and cost to install. For efficient management, the IGS-6325-20T4C4X is equipped with console, web and SNMP management interfaces. With the built-in web-based management interface, the IGS-6325-20T4C4X offers an easy-to-use, platform independent management and configuration facility. The IGS-6325-20T4C4X supports SNMP and it can be managed via any management software based on the standard SNMP protocol. For reducing product learning time, the IGS-6325-20T4C4X offers Cisco-like command via Telnet or console port and customer doesn't

Physical Port

- **24-port 10/100/1000BASE-T** RJ45 copper
- **4 100/1000BASE-X mini-GBIC/SFP** slots, shared with Port-21 to Port-24 compatible with 100BASE-FX SFP
- **4 10GBASE-SR/LR SFP+** slots, compatible with 1000BASE-SX/LX/BX SFP
- RJ45 to RS232 DB9 console interface for basic management and setup

Hardware Conformance

- One 100 to 240V AC or dual 36 to 60V DC power input, redundant power with polarity reverse protect function
 - Active-active redundant power failure protection
 - Backup of catastrophic power failure on one supply
 - Fault tolerance and resilience
- 19-inch rack-mountable design
- IP30 metal case protection
- Supports EFT protection for 6000V DC power and 6000V DC Ethernet ESD protection
- -40 to 75 degrees C operating temperature

Digital Input & Digital Output

- 2 Digital Input (DI)
- 2 Digital Output (DO)
- Integrates sensors into auto alarm system
- Transfers alarm to IP network via email and SNMP trap

Layer 3 IP Routing Features

- Supports maximum 128 static routes and route summarization
- IP dynamic routing protocol supports OSPFv2
- Routing interface provides per VLAN routing mode

Layer 2 Features

- High performance of Store-and-Forward architecture, and runt/CRC filtering eliminates erroneous packets to optimize the network bandwidth
- Storm control support
 - Broadcast/Multicast/Unknown unicast

need to learn new command from these switches. Moreover, the IGS-6325-20T4C4X offers remote secure management by supporting SSH, SSL and SNMP v3 connection which can encrypt the packet content at each session.



Modbus TCP provides Flexible Network Connectivity for Factory Automation

With the supported Modbus TCP/IP protocol, the IGS-6325-20T4C4X can easily integrate with SCADA systems, HMI systems and other data acquisition systems in factory floors. It enables administrators to remotely monitor the industrial Ethernet switch's operating information, port information and communication status, thus easily achieving enhanced monitoring and maintenance of the entire factory.

1588 Time Protocol for Industrial Computing Networks

The IGS-6325-20T4C4X is ideal for telecom and carrier Ethernet applications, supporting MEF service delivery and timing over packet solutions for IEEE 1588 and synchronous Ethernet.

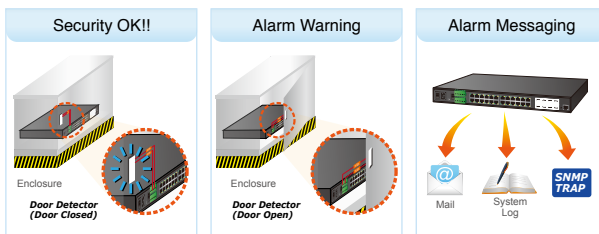
AC and DC Redundant Power to Ensure Continuous Operation

The IGS-6325-20T4C4X possesses a 100~240V AC power supply and dual 36~60V DC power supply utilized as redundant power supply to ensure its continuous operation. Its redundant power system is specifically designed to handle the demands of high-tech facilities requiring the highest power integrity. Furthermore, with the 36~60V DC power supply implemented, the IGS-6325-20T4C4X can be applied as the telecom level device and placed in almost any difficult environment.

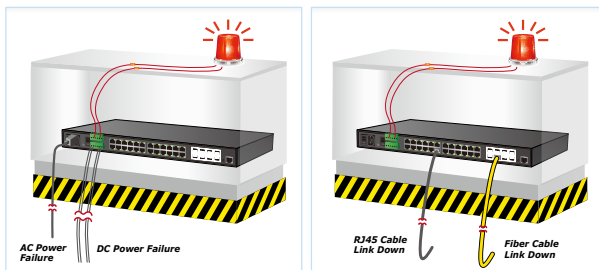
Digital Input and Digital Output for External Alarm

The IGS-6325-20T4C4X helps the network administrators efficiently manage the unexpected network situations by providing Digital Input and Digital Output for external alarm device on the front panel. The Digital Input can be used to detect and log the status of the external devices such as door intrusion detector. The Digital Output could be used to send alarm whenever the IGS-6325-20T4C4X has port link-down or power failure.

Digital Input



Digital Output



- Supports **VLAN**
 - IEEE 802.1Q tagged VLAN
 - Up to 256 VLANs groups, out of 4096 VLAN IDs
 - Provides Bridging (VLAN Q-in-Q) support (IEEE 802.1ad)
 - Private VLAN Edge (PVE)
 - Protocol-based VLAN
 - MAC-based VLAN
 - IP subnet-based VLAN
 - Voice VLAN
- Supports **Spanning Tree Protocol**
 - IEEE 802.1D Spanning Tree Protocol (STP)
 - IEEE 802.1w Rapid Spanning Tree Protocol (RSTP)
 - IEEE 802.1s Multiple Spanning Tree Protocol (MSTP), spanning tree by VLAN
 - BPDU Guard
- Supports **Link Aggregation**
 - 802.3ad Link Aggregation Control Protocol (LACP)
 - Cisco ether-channel (static trunk)
 - Maximum 14 trunk groups, with 16 ports for each trunk
 - Up to 32Gbps bandwidth (full duplex mode)
- Provides port mirror (many-to-1)
- Port mirroring monitors the incoming or outgoing traffic on a particular port
- Loop protection to avoid broadcast loops
- Supports ERPS (Ethernet Ring Protection Switching)
- IEEE 1588 and Synchronous Ethernet network timing

Quality of Service

- Ingress shaper and egress rate limit per port bandwidth control
- 8 priority queues on all switch ports
- Traffic classification
 - IEEE 802.1p CoS
 - ToS/DSCP/IP Precedence of IPv4/IPv6 packets
 - IP TCP/UDP port number
 - Typical network application
- Strict priority and Weighted Round Robin (WRR) CoS policies
- Traffic policing on the switch port
- DSCP remarking

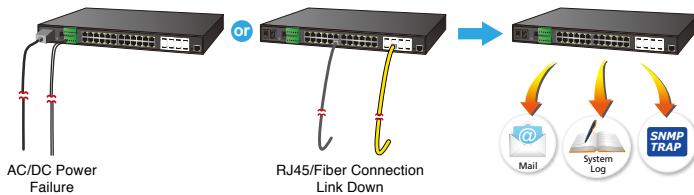
Multicast

- Supports IGMP snooping v1, v2 and v3
- Supports MLD snooping v1 and v2
- Querier mode support

Effective Alarm Alert for Better Protection

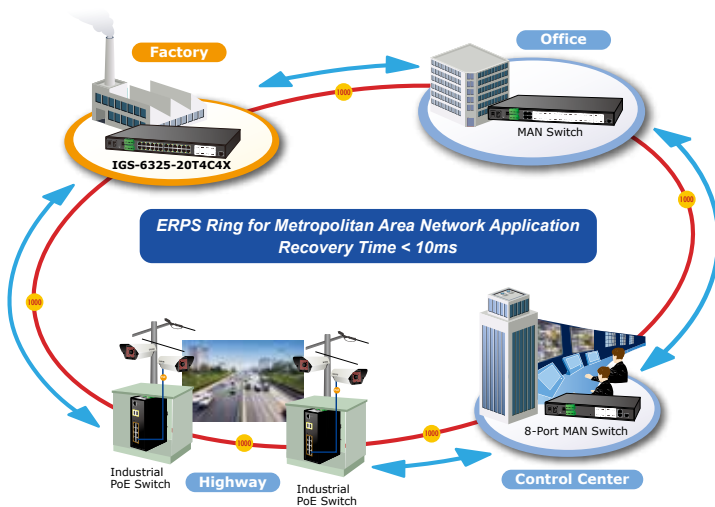
The IGS-6325-20T4C4X supports a Fault Alarm feature which can alert the users when there is something wrong with the switches. With this ideal feature, the users would not have to waste time to find where the problem is. It will help to save time and human resource.

Fault Alarm Feature



Redundant Ring, Fast Recovery for Critical Network Applications

The IGS-6325-20T4C4X supports redundant ring technology and features strong, rapid self-recovery capability to prevent interruptions and external intrusions. It incorporates advanced ITU-T G.8032 ERPS (Ethernet Ring Protection Switching) technology, Spanning Tree Protocol (802.1s MSTP), and redundant power input system into customer's industrial automation network to enhance system reliability and uptime in harsh factory environments. In a certain, simple Ring network, the recovery time of data link can be as fast as 10ms.



IPv6/IPv4 Dual Stack

Supporting both IPv6 and IPv4 protocols, the IGS-6325-20T4C4X helps data centers, campuses, telecoms, and more to experience the IPv6 era with the lowest investment as its network facilities need not be replaced or overhauled if the IPv6 FTTx edge network is set up.

Robust Layer 2 Features

The IGS-6325-20T4C4X can be programmed for advanced switch management functions such as dynamic port link aggregation, **Q-in-Q VLAN**, private VLAN, **Multiple Spanning Tree Protocol (MSTP)**, Layer 2 to Layer 4 QoS, bandwidth control and **IGMP/MLD Snooping**. Via the link aggregation of supporting ports, the IGS-6325-20T4C4X allows the operation of a high-speed trunk to combine with multiple fiber ports and supports fail-over as well.

- IGMP snooping port filtering
- MLD snooping port filtering
- MVR (Multicast VLAN Registration)

Security

- Authentication
 - IEEE 802.1x port-based/MAC-based network access authentication
 - IEEE 802.1x authentication with guest VLAN
 - Built-in RADIUS client to cooperate with the RADIUS servers
 - RADIUS/TACACS+ users access authentication
- Access Control List
 - IP-based Access Control List (ACL)
 - MAC-based Access Control List (ACL)
- Source MAC/IP address binding
- **DHCP Snooping** to filter distrusted DHCP messages
- **Dynamic ARP Inspection** discards ARP packets with invalid MAC address to IP address binding
- **IP Source Guard** prevents IP spoofing attacks
- IP address access management to prevent unauthorized intruder

Management

- IPv4 and IPv6 dual stack management
- Switch Management Interfaces
 - Console/Telnet command line interface
 - Web switch management
 - SNMP v1, v2c, and v3 switch management
 - SSH/SSL secure access
- **IPv6** address/NTP management
- Built-in Trivial File Transfer Protocol (TFTP) client
- BOOTP and DHCP for IP address assignment
- System Maintenance
 - Firmware upload/download via HTTP/TFTP
 - Reset button for system reboot or reset to factory default
 - Dual images
- DHCP relay and option 82
- User privilege levels control
- NTP (Network Time Protocol)
- Link Layer Discovery Protocol (LLDP) and LLDP-MED
- Network diagnostic
 - SFP-DDM (Digital Diagnostic Monitor)



- Cable diagnostic technology provides the mechanism to detect and report potential cabling issues
- ICMPv6/ICMPv4 remote ping
- SMTP/Syslog remote alarm
- Four RMON groups (history, statistics, alarms and events)
- SNMP trap for interface link up and link down notification
- System Log
- PLANET Smart Discovery Utility for deployment management

Powerful Security

The IGS-6325-20T4C4X offers a comprehensive **layer 2 to layer 4 Access Control List (ACL)** for enforcing security to the edge. It can be used to restrict network access by denying packets based on source and destination IP address, TCP/UDP ports or defined typical network applications. Its protection mechanism also comprises **802.1X Port-based** and **MAC-based** user, and device authentication. With the **private VLAN** function, communication between edge ports can be prevented to ensure user privacy. The IGS-6325-20T4C4X also provides **DHCP Snooping**, **IP Source Guard** and **Dynamic ARP Inspection** functions to prevent IP snooping from attack and discard ARP packets with invalid MAC address. The network administrators can now construct highly-secure corporate networks with considerably less time and effort than before.

Excellent Traffic Control

The IGS-6325-20T4C4X is loaded with powerful traffic management and QoS features to enhance connection services by telecoms and ISPs. The QoS features include wire-speed Layer 4 traffic classifiers and bandwidth limit that are particularly useful for multi-tenant units, multi-business units, Telco and network service providers' applications. It also empowers the industrial environment to take full advantage of the limited network resources and guarantees the best performance in VoIP and video conferencing transmission.

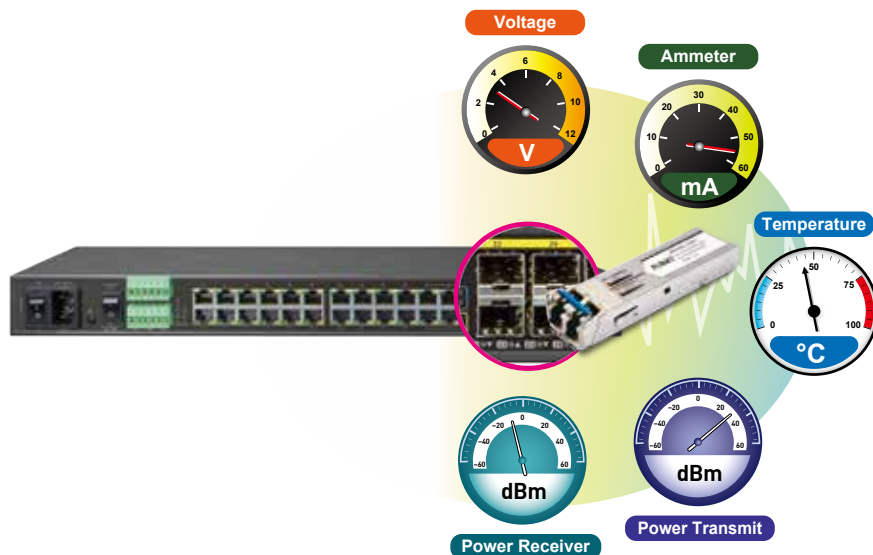
Flexible and Extendable 10Gb Ethernet Solution

10G Ethernet is a big leap in the evolution of Ethernet. Each of the 10G SFP+ slots in the IGS-6325-20T4C4X supports **dual speed** and **10GBASE-SR/LR or 1000BASE-SX/LX**. With its 4-port, 10G Ethernet link capability and additional 4-port 1G Ethernet link capability, the administrator now can flexibly choose the suitable SFP/SFP+ transceiver according to the transmission distance or the transmission speed required to extend the network efficiently. The IGS-6325-20T4C4X provides broad bandwidth and powerful processing capacity.

Intelligent SFP Diagnosis Mechanism

The IGS-6325-20T4C4X supports SFP-DDM (Digital Diagnostic Monitor) function that greatly helps network administrator to easily monitor real-time parameters of the SFP, such as optical output power, optical input power, temperature, laser bias current, and transceiver supply voltage.

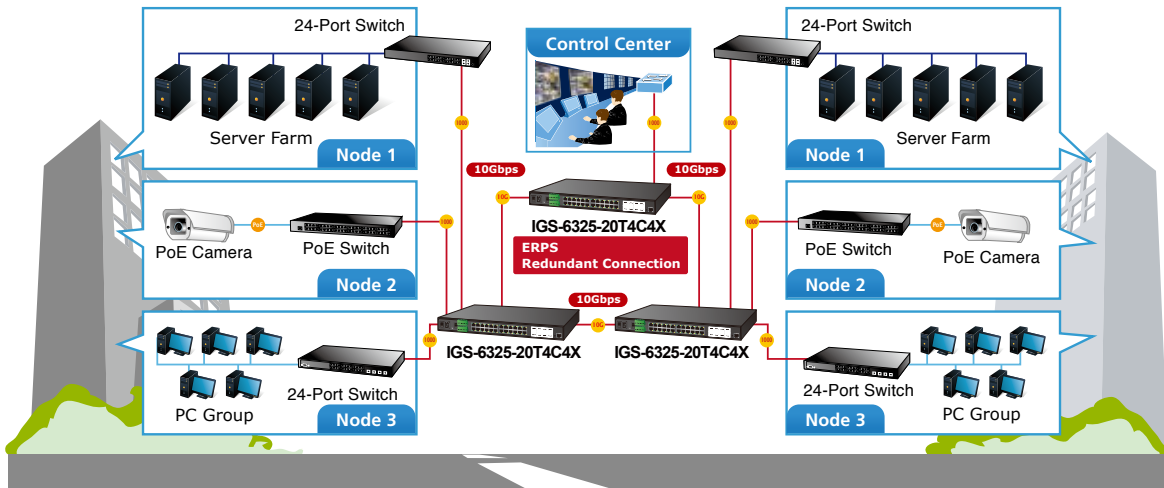
Digital Diagnostic Monitor (DDM)



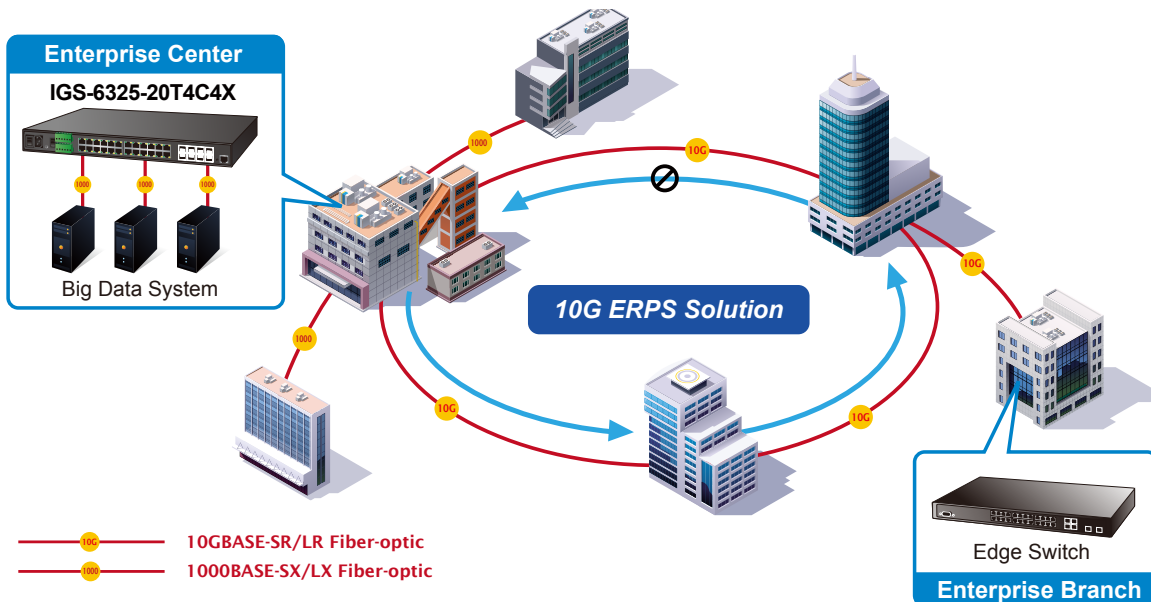
Applications

High Availability Mesh Networking Solution for Big Data System

By means of improving the technology of Optical Fiber Ethernet with highly-flexible, highly-extendable and easy-to-install features, the IGS-6325-20T4C4X offers up to **128Gbps** data exchange speed via Optical Fiber interface and the transmission distance can be extended to 10km. The IGS-6325-20T4C4X features strong, rapid, self-recovery capability to prevent interruptions and external intrusions. It incorporates **ITU-T G.8032 ERPS (Ethernet Ring Protection Switching)** into customer's automation network to enhance system reliability and uptime. The IGS-6325-20T4C4X is the ideal solution for data centers, service providers and telecoms to build redundant connection and establish high bandwidth for **Big Data** server farm.



- 100BASE-TX UTP
- 100BASE-TX UTP with PoE
- 1000BASE-T UTP
- 1000BASE-SX/LX Fiber-optic
- 10GBASE-SR/LR Fiber-optic

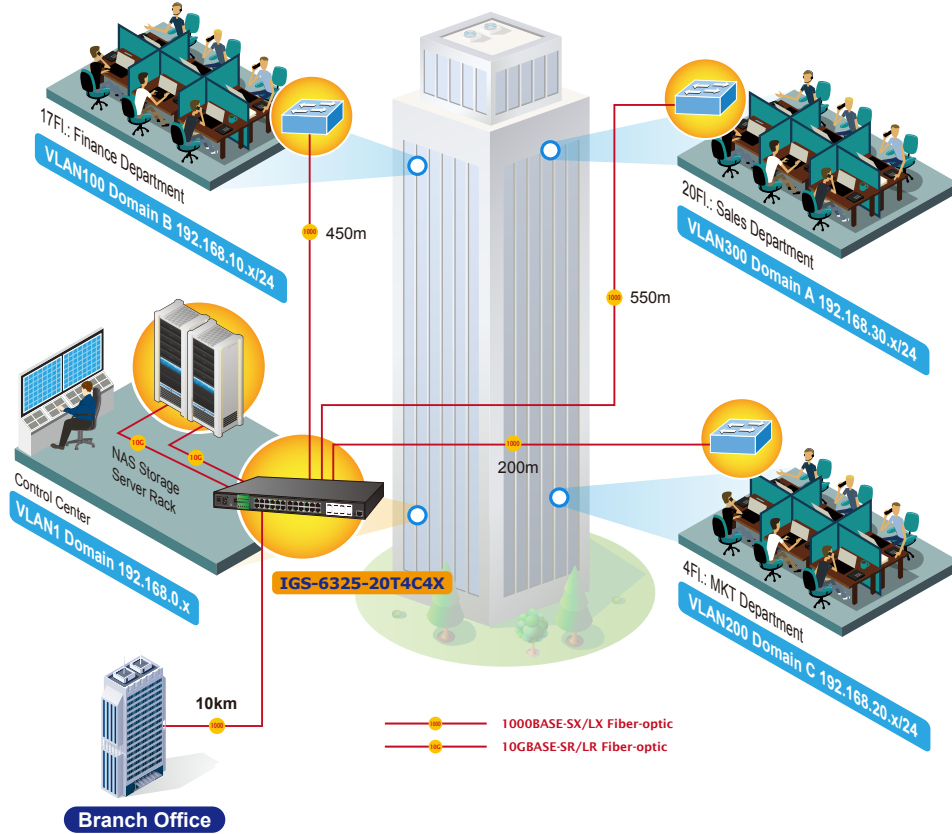


- 10GBASE-SR/LR Fiber-optic
- 1000BASE-SX/LX Fiber-optic

Layer 3 VLAN Routing and 10G Uplink Application

With the built-in, robust Layer 3 routing protocols, the IGS-6325-20T4C4X ensures reliable routing between VLANs and network segments. The routing protocols can be applied by VLAN interface with up to 128 routing entries. The IGS-6325-20T4C4X, certainly an ideal solution for industries, offers greater security, control and bandwidth conservation, and high-speed uplink.

VLAN Routing + 10G Uplink Applications



Specifications

| | |
|-------------------------------------|--|
| Product | IGS-6325-20T4C4X |
| Hardware Specifications | |
| Copper Ports | 24 10/100/1000BASE-T RJ45 auto-MDI/MDI-X ports |
| SFP/mini-GBIC Slots | 4 100/1000BASE-X SFP interfaces, shared with Port-21 to Port-24 Compatible with 100BASE-FX SFP transceiver |
| SFP+ Slots | 4 10GbBASE-SR/LR SFP+ interfaces (Port-25 to Port-28) Compatible with 1000BASE-SX/LX/BX SFP transceiver |
| Console | 1 x RS232-to-RJ45 serial port (115200, 8, N, 1) |
| Switch Architecture | Store-and-Forward |
| Switch Fabric | 128Gbps/non-blocking |
| Throughput | 95.2Mpps@64Bytes |
| Address Table | 16K entries, automatic source address learning and aging |
| Shared Data Buffer | 32M bits |
| Flow Control | IEEE 802.3x pause frame for full duplex Back pressure for half duplex |
| Jumbo Frame | 10K bytes |
| Reset Button | < 5 sec: System reboot > 5 sec: Factory default |
| Dimensions (W x D x H) | 440 x 200 x 44.5 mm, 1U height |
| Weight | 2980g |
| LED Indicator | <p>System: AC (Green), DC1 (Green), DC2 (Green), Fault (Red) Ring (Green), R.O. (Green), DI/DO (Red)</p> <p>10/100/1000T RJ45 Interfaces (Port 1 to Port 24): 1000Mbps LNK/ACT (Green) 10/100Mbps LNK/ACT (Amber)</p> <p>100/1000Mbps SFP Combo Interfaces (Port 21 to Port 24): 1000Mbps LNK/ACT (Green) 100Mbps LNK/ACT (Amber)</p> <p>1/10Gbps SFP+ Interfaces (Port 25 to Port 28): 10Gbps LNK/ACT (Green) 1Gbps LNK/ACT (Amber)</p> |
| Power Consumption | Max. 36 watts/122.8 BTU |
| Power Requirements – AC | AC 100~240V, 50/60Hz 1A |
| Power Requirements – DC | DC 36~60V, 1.5A |
| DI&DO | <p>2 Digital Input (DI): Level 0: -24~2.1V Level 1: 2.1~24V Max. input current: 10mA</p> <p>2 Digital Output (DO): Open collector to 24VDC, 100mA</p> |
| EFT Protection | 6KV DC |
| ESD Protection | 6KV DC |
| Layer 2 Management Functions | |
| Port Configuration | Port disable/enable Auto-negotiation 10/100/1000Mbps full and half duplex mode selection Flow control disable/enable |
| Port Status | Display each port's speed duplex mode, link status, flow control status, auto-negotiation status, trunk status |
| Port Mirroring | TX/RX/Both Many-to-1 monitor |
| VLAN | <p>802.1Q tagged based VLAN Q-in-Q tunneling Private VLAN Edge (PVE) MAC-based VLAN Protocol-based VLAN Voice VLAN IP Subnet-based VLAN MVR (Multicast VLAN registration) Up to 256 VLAN groups, out of 4096 VLAN IDs</p> |

| | | |
|------------------------------|--|---|
| Link Aggregation | IEEE 802.3ad LACP/static trunk 14 groups with 16 port per trunk | |
| Spanning Tree Protocol | IEEE 802.1D Spanning Tree Protocol IEEE 802.1w Rapid Spanning Tree Protocol IEEE 802.1s Multiple Spanning Tree Protocol | |
| QoS | Traffic classification based, strict priority and WRR 8-level priority for switching: - Port number - 802.1p priority - 802.1Q VLAN tag - DSCP/ToS field in IP packet | |
| IGMP Snooping | IGMP (v1/v2/v3) Snooping, up to 255 multicast groups IGMP Querier mode support | |
| MLD Snooping | MLD (v1/v2) Snooping, up to 255 multicast groups MLD Querier mode support | |
| Access Control List | IP-based ACL/MAC-based ACL Up to 256 entries | |
| Bandwidth Control | Per port bandwidth control Ingress: 100Kbps~1000Mbps Egress: 100Kbps~1000Mbps | |
| Layer 3 Functions | | |
| IP Interfaces | Max. 128 VLAN interfaces | |
| Routing Table | Max. 128 routing entries | |
| Routing Protocols | IPv4 hardware static routing IPv6 hardware static routing OSPFv2 dynamic routing | |
| Management | | |
| Basic Management Interfaces | Console/Telnet/Web browser/SNMP v1, v2c | |
| Secure Management Interfaces | SSH, SSL, SNMPv3 | |
| SNMP MIBs | RFC 1213 MIB-II RFC 1493 Bridge MIB RFC 1643 Ethernet MIB RFC 2863 Interface MIB RFC 2665 Ether-Like MIB RFC 2819 RMON MIB (Group 1, 2, 3 and 9) RFC 2737 Entity MIB RFC 2618 RADIUS Client MIB | RFC 2863 IF-MIB RFC 2933 IGMP-STD-MIB RFC 3411 SNMP-Frameworks-MIB RFC 4292 IP Forward MIB RFC 4293 IP MIB RFC 4836 MAU-MIB IEEE 802.1X PAE LLDP |
| Standards Conformance | | |
| Regulatory Compliance | FCC Part 15 Class A, CE | |
| Standards Compliance | IEEE 802.3 10BASE-T IEEE 802.3u 100BASE-TX/100BASE-FX IEEE 802.3z Gigabit SX/LX IEEE 802.3ab Gigabit 1000T IEEE 802.3ae 10Gb/s Ethernet IEEE 802.3x flow control and back pressure IEEE 802.3ad port trunk with LACP IEEE 802.1D Spanning Tree Protocol IEEE 802.1w Rapid Spanning Tree Protocol IEEE 802.1s Multiple Spanning Tree Protocol IEEE 802.1p Class of Service IEEE 802.1Q VLAN tagging IEEE 802.1X Port Authentication Network Control | IEEE 802.1ab LLDP RFC 768 UDP RFC 793 TFTP RFC 791 IP RFC 792 ICMP RFC 2068 HTTP RFC 1112 IGMP v1 RFC 2236 IGMP v2 RFC 2328 OSPF v2 RFC 3376 IGMP v3 RFC 2710 MLD v1 RFC 3810 MLD v2 |
| Environment | | |
| Operating | Temperature: -10 ~ 60 degrees C for AC power input -40 ~ 75 degrees C for DC power input Relative Humidity: 5 ~ 95% (non-condensing) | |
| Storage | Temperature: -40 ~ 80 degrees C Relative Humidity: 5 ~ 95% (non-condensing) | |

Ordering Information

| | |
|------------------|--|
| IGS-6325-20T4C4X | Industrial L3 20-Port 10/100/1000T + 4-Port Gigabit TP/SFP + 4-Port 10G SFP+ Managed Ethernet Switch |
|------------------|--|

Related Products

| | |
|------------------------|--|
| IGS-5225-20T4C2X | Industrial L2+ 20-Port 10/100/1000T + 4-Port TP/SFP Combo + 2-Port 10G SFP+ Managed Ethernet Switch (-40~75 degrees C) |
| IGS-5225-8P2S2X | Industrial L2+ 8-Port 10/100/1000T 802.3at PoE + 2-Port 100/1000X SFP + 2-Port 10G SFP+ Managed Ethernet Switch (-40~75 degrees C) |
| IGS-5225-8T2S2X | Industrial L2+ 8-Port 10/100/1000T + 2-Port 100/1000X SFP + 2-Port 10G SFP+ Managed Ethernet Switch (-40~75 degrees C) |
| MGSW-28240F | 24-Port 100/1000BASE-X SFP with 4-Port 10G SFP+ L2/L4 Managed Metro Ethernet Switch |
| CB-DASFP-0.5/2M | 10G SFP+ Directly-attached Copper Cable (0.5/2M in length) |
| MTB-Series Module | 10GBASE-LR/SR/BX/T Modules |
| MGB-Series Transceiver | 1000BASE-SX/LX SFP Transceiver |
| MFB-Series Transceiver | 100BASE-FX SFP Transceiver |

Available Modules for IGS-6325-20T4C4X

10Gigabit Ethernet Transceiver (10GBASE-X SFP+)

| Model | Speed (Mbps) | Connector Interface | Fiber Mode | Distance | Wavelength (nm) | Operating Temp. |
|---------|--------------|---------------------|-------------|----------|-----------------|--------------------|
| MTB-SR | 10G | LC | Multi Mode | 300m | 850nm | 0 ~ 60 degrees C |
| MTB-LR | 10G | LC | Single Mode | 10km | 1310nm | 0 ~ 60 degrees C |
| MTB-TSR | 10G | LC | Multi Mode | 300m | 850nm | -40 ~ 75 degrees C |
| MTB-TLR | 10G | LC | Single Mode | 10km | 1310nm | -40 ~ 75 degrees C |
| MTB-RJ | 10G | RJ45 | -- | 30km | -- | 0 ~ 60 degrees C |

10Gigabit Ethernet Transceiver (10GBASE-BX, Single Fiber Bi-directional SFP)

| Model | Speed (Mbps) | Connector Interface | Fiber Mode | Distance | Wavelength (TX) | Wavelength (RX) | Operating Temp. |
|----------|--------------|---------------------|-------------|----------|-----------------|-----------------|------------------|
| MTB-LA20 | 10G | WDM(LC) | Single Mode | 20km | 1270nm | 1330nm | 0 ~ 60 degrees C |
| MTB-LB20 | 10G | WDM(LC) | Single Mode | 20km | 1330nm | 1270nm | 0 ~ 60 degrees C |
| MTB-LA40 | 10G | WDM(LC) | Single Mode | 40km | 1270nm | 1330nm | 0 ~ 60 degrees C |
| MTB-LB40 | 10G | WDM(LC) | Single Mode | 40km | 1330nm | 1270nm | 0 ~ 60 degrees C |
| MTB-LA60 | 10G | WDM(LC) | Single Mode | 60km | 1270nm | 1330nm | 0 ~ 60 degrees C |
| MTB-LB60 | 10G | WDM(LC) | Single Mode | 60km | 1330nm | 1270nm | 0 ~ 60 degrees C |

Gigabit Ethernet Transceiver (1000BASE-X SFP)

| Model | Speed (Mbps) | Connector Interface | Fiber Mode | Distance | Wavelength (nm) | Operating Temp. |
|----------|--------------|---------------------|-------------|----------|-----------------|--------------------|
| MGB-GT | 1000 | Copper | -- | 100m | -- | 0 ~ 60 degrees C |
| MGB-SX | 1000 | LC | Multi Mode | 550m | 850nm | 0 ~ 60 degrees C |
| MGB-SX2 | 1000 | LC | Multi Mode | 2km | 1310nm | 0 ~ 60 degrees C |
| MGB-LX | 1000 | LC | Single Mode | 10km | 1310nm | 0 ~ 60 degrees C |
| MGB-L30 | 1000 | LC | Single Mode | 30km | 1310nm | 0 ~ 60 degrees C |
| MGB-L50 | 1000 | LC | Single Mode | 50km | 1550nm | 0 ~ 60 degrees C |
| MGB-L70 | 1000 | LC | Single Mode | 70km | 1550nm | 0 ~ 60 degrees C |
| MGB-L120 | 1000 | LC | Single Mode | 120km | 1550nm | 0 ~ 60 degrees C |
| MGB-TSX | 1000 | LC | Multi Mode | 550m | 850nm | -40 ~ 75 degrees C |
| MGB-TLX | 1000 | LC | Single Mode | 10km | 1310nm | -40 ~ 75 degrees C |
| MGB-TL30 | 1000 | LC | Single Mode | 30km | 1310nm | -40 ~ 75 degrees C |
| MGB-TL70 | 1000 | LC | Single Mode | 70km | 1550nm | -40 ~ 75 degrees C |

Gigabit Ethernet Transceiver (1000BASE-BX, Single Fiber Bi-directional SFP)

| Model | Speed (Mbps) | Connector Interface | Fiber Mode | Distance | Wavelength (TX) | Wavelength (RX) | Operating Temp. |
|------------------------|--------------|---------------------|-------------|----------|------------------|------------------|--------------------|
| MGB-LA10 MGB-LB10 | 1000 | WDM(LC) | Single Mode | 10km | 1310nm 1550nm | 1550nm 1310nm | 0 ~ 60 degrees C |
| MGB-LA20 MGB-LB20 | 1000 | WDM(LC) | Single Mode | 20km | 1310nm 1550nm | 1550nm 1310nm | 0 ~ 60 degrees C |
| MGB-LA40 MGB-LB40 | 1000 | WDM(LC) | Single Mode | 40km | 1310nm 1550nm | 1550nm 1310nm | 0 ~ 60 degrees C |
| MGB-LA60 MGB-LB60 | 1000 | WDM(LC) | Single Mode | 60km | 1310nm 1550nm | 1550nm 1310nm | 0 ~ 60 degrees C |
| MGB-TLA10 MGB-TLB10 | 1000 | WDM(LC) | Single Mode | 10km | 1310nm 1550nm | 1550nm 1310nm | -40 ~ 75 degrees C |
| MGB-TLA20 MGB-TLB20 | 1000 | WDM(LC) | Single Mode | 20km | 1310nm 1550nm | 1550nm 1310nm | -40 ~ 75 degrees C |
| MGB-TLA40 MGB-TLB40 | 1000 | WDM(LC) | Single Mode | 40km | 1310nm 1550nm | 1550nm 1310nm | -40 ~ 75 degrees C |
| MGB-TLA60 MGB-TLB60 | 1000 | WDM(LC) | Single Mode | 60km | 1310nm 1550nm | 1550nm 1310nm | -40 ~ 75 degrees C |

Fast Ethernet Transceiver (100BASE-X SFP)

| Model | Speed (Mbps) | Connector Interface | Fiber Mode | Distance | Wavelength (nm) | Operating Temp. |
|----------|--------------|---------------------|-------------|----------|-----------------|--------------------|
| MFB-FX | 100 | LC | Multi Mode | 2km | 1310nm | 0 ~ 60 degrees C |
| MFB-F20 | 100 | LC | Single Mode | 20km | 1310nm | 0 ~ 60 degrees C |
| MFB-F40 | 100 | LC | Single Mode | 40km | 1310nm | 0 ~ 60 degrees C |
| MFB-F60 | 100 | LC | Single Mode | 60km | 1310nm | 0 ~ 60 degrees C |
| MFB-F120 | 100 | LC | Single Mode | 120km | 1310nm | 0 ~ 60 degrees C |
| MFB-TFX | 100 | LC | Multi Mode | 2km | 1310nm | -40 ~ 75 degrees C |
| MFB-TF20 | 100 | LC | Single Mode | 20km | 1310nm | -40 ~ 75 degrees C |

Gigabit Ethernet Transceiver (1000BASE-BX, Single Fiber Bi-directional SFP)

| Model | Speed (Mbps) | Connector Interface | Fiber Mode | Distance | Wavelength (TX) | Wavelength (RX) | Operating Temp. |
|-----------|--------------|---------------------|-------------|----------|-----------------|-----------------|--------------------|
| MFB-FA20 | 100 | WDM(LC) | Single Mode | 20km | 1310nm | 1550nm | 0 ~ 60 degrees C |
| MFB-FB20 | 100 | WDM(LC) | Single Mode | 20km | 1550nm | 1310nm | 0 ~ 60 degrees C |
| MFB-TFA20 | 100 | WDM(LC) | Single Mode | 20km | 1310nm | 1550nm | -40 ~ 75 degrees C |
| MFB-TFB20 | 100 | WDM(LC) | Single Mode | 20km | 1550nm | 1310nm | -40 ~ 75 degrees C |
| MFB-TFA40 | 100 | WDM(LC) | Single Mode | 40km | 1310nm | 1550nm | -40 ~ 75 degrees C |
| MFB-TFB40 | 100 | WDM(LC) | Single Mode | 40km | 1550nm | 1310nm | -40 ~ 75 degrees C |